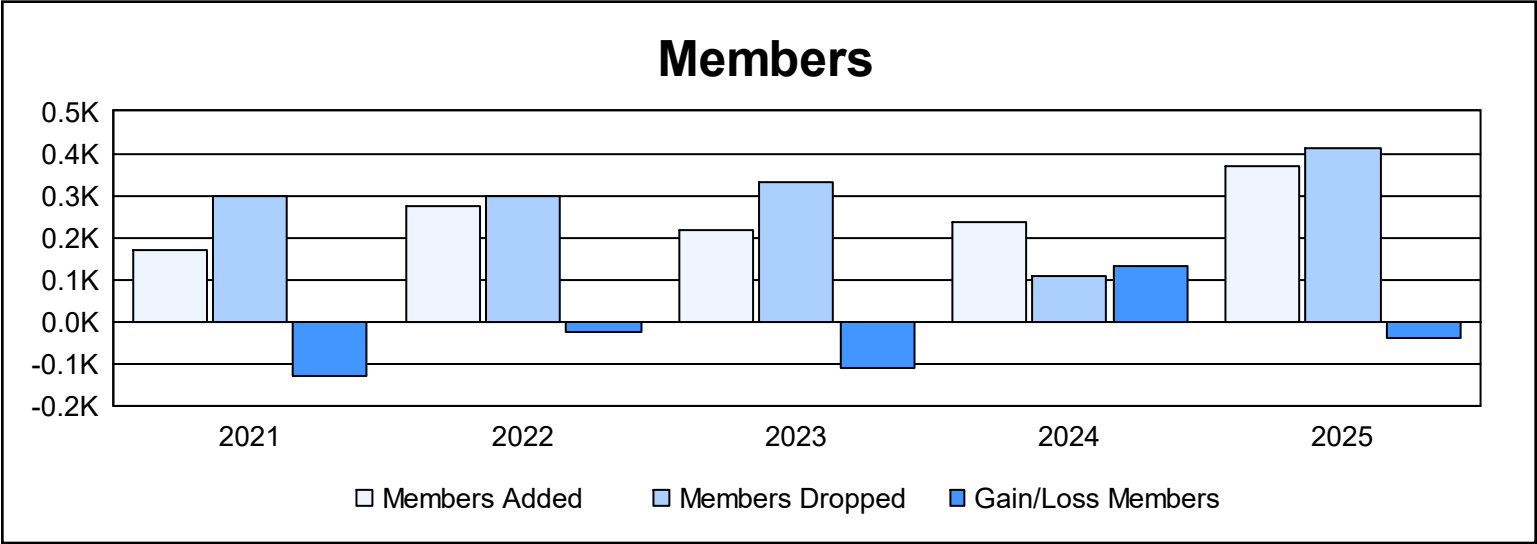
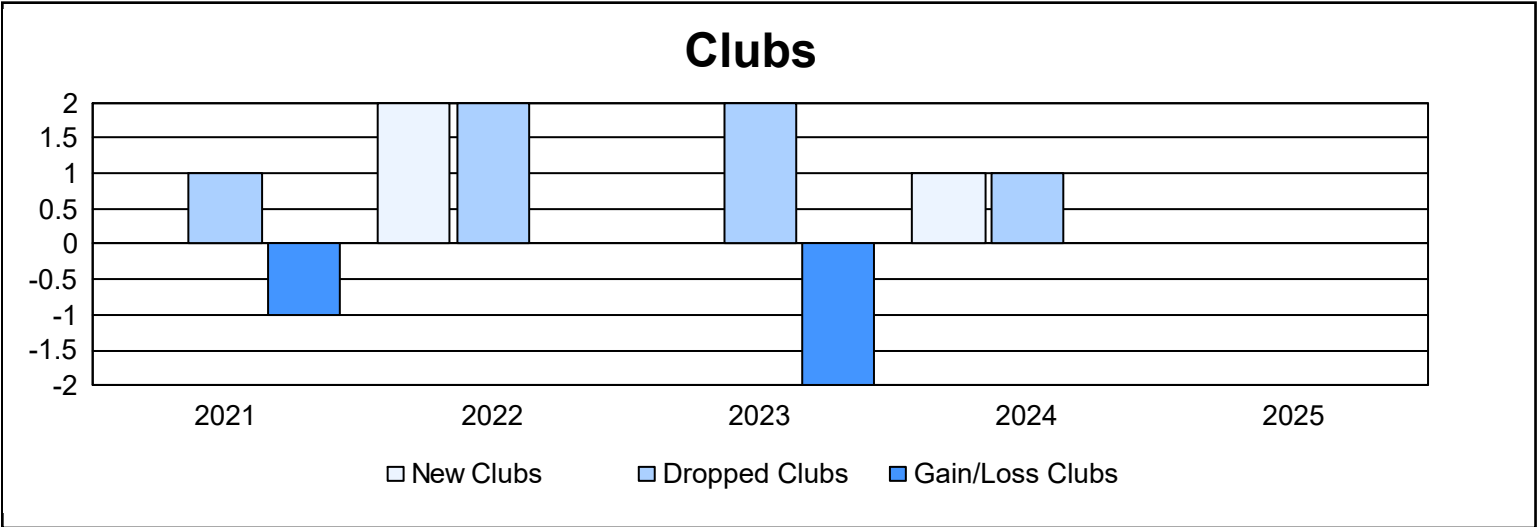
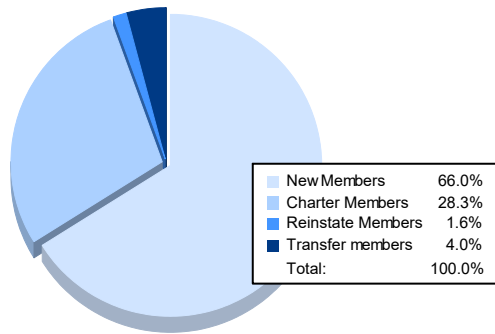


| Year | New Clubs | Dropped Clubs | Gain/ Loss Clubs | New Members | Charter Members | Reinstate Members | Transfer Members | Total Member Added | Total Members Dropped | Gain/ Loss Members |
|-----------|-----------|---------------|------------------|-------------|-----------------|-------------------|------------------|--------------------|-----------------------|--------------------|
| 2020-2021 | 0 | 1 | -1 | 162 | 0 | 6 | 0 | 168 | 297 | -129 |
| 2021-2022 | 2 | 2 | 0 | 179 | 83 | 6 | 7 | 275 | 299 | -24 |
| 2022-2023 | 0 | 2 | -2 | 175 | 6 | 26 | 11 | 218 | 329 | -111 |
| 2023-2024 | 1 | 1 | 0 | 195 | 31 | 12 | 0 | 238 | 106 | 132 |
| 2024-2025 | | | | 245 | 105 | 6 | 15 | 371 | 411 | -40 |
| Average | 1 | 2 | -1 | 191 | 45 | 11 | 7 | 254 | 288 | -34 |



Membership Composition June 2025 Cumulative



Gender Composition June 2025 Cumulative

